



HANDS online donation options through HBL Mobile App & HBL Website:

HANDS now Live on “**HBL Mobile App**” and also on “**HBL Internet Banking**” and can be used as per below sequence:

For Mobile App follow the instruction given Below

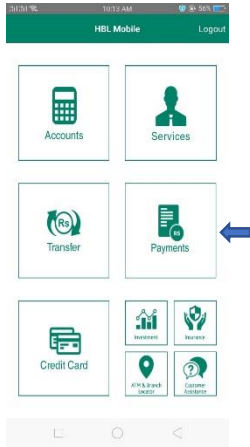
Step: 1

Download HBL Mobile App from **Google Play Store** and Open HBL Mobile App from your mobile device



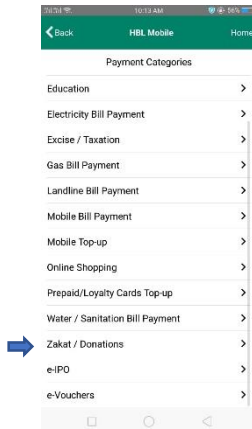
Step: 2

After logging in with your ID & Password click on **payments**



Step: 3

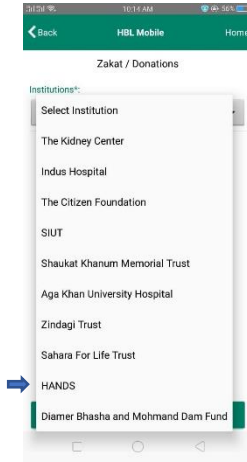
Select **Zakat/Donation** option from the list





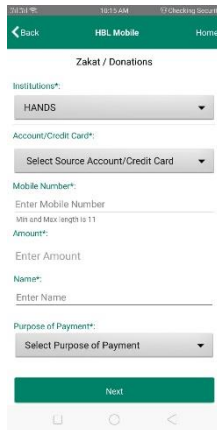
Step: 4

From the list of Institutions select **HANDS**



Step: 5

Select your source account, fill the necessary fields and click **Next** to submit and transfer the amount



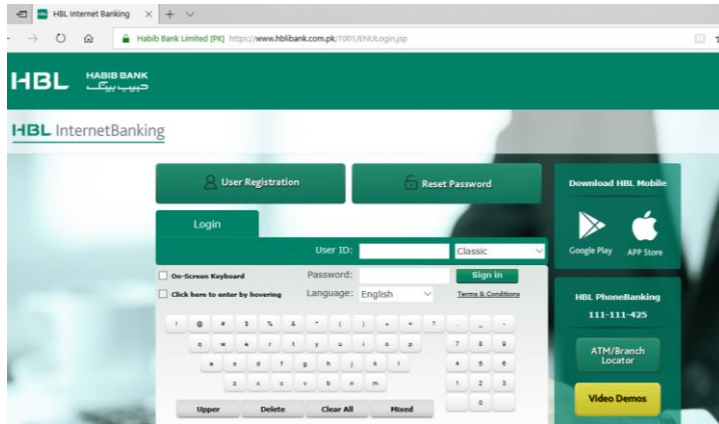


For Website follow the instruction given Below

Step 1:

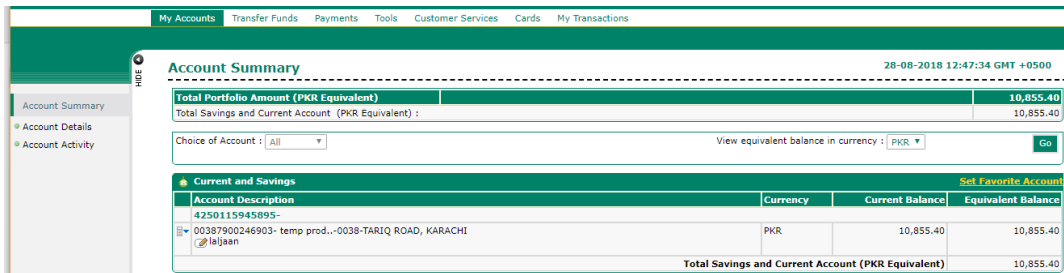
Go to <https://www.hblbank.com.pk>

Sign in with your user ID and Password



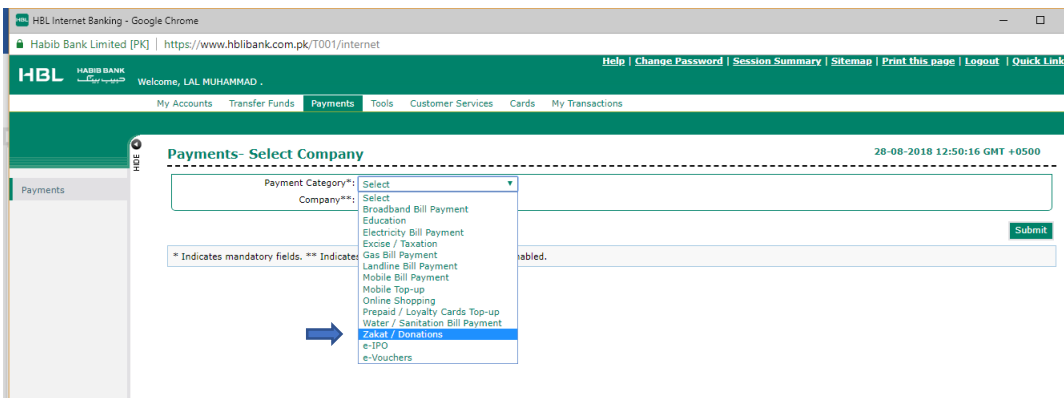
Step 2:

Click on **Payments**



Step 3:

Select **Zakat/Donations**





Step 4:

From Company List select **HANDS**

Payment Category*: Zakat / Donations
Company*:
Select
Select
Indus Hospital
The Ghose Foundation
Sahara For Life Trust
Shaukat Khanum Memorial Trust
Aga Khan University Hospital
HANDS
Zindagi Trust
SIUT
Diamer Bhasha and Mohmand Dam Fund
The Kidney Center
Submit

* Indicates mandatory fields. ** indicates

Step 5:

Fill the necessary details and click **submit** to proceed

Payment Category: Zakat / Donations
Company: HANDS
Mobile Number*: Select
Name*:
Consumer Number
Purpose of Payment*: Select
Cancel Submit

* Indicates mandatory fields.